



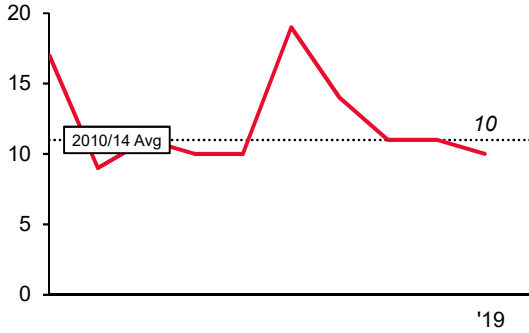
DONCASTER : 2019

TOTAL CASUALTIES = 897 ▲ 12.4% COMPARED TO 2018

▼
-1
compared with previous 12 months

▼
-1
compared with 2010/14 average

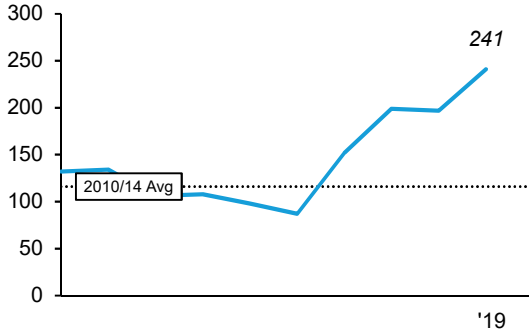
FATAL



▲
22.3%
compared with previous 12 months

▲
107.8%
compared with 2010/14 average

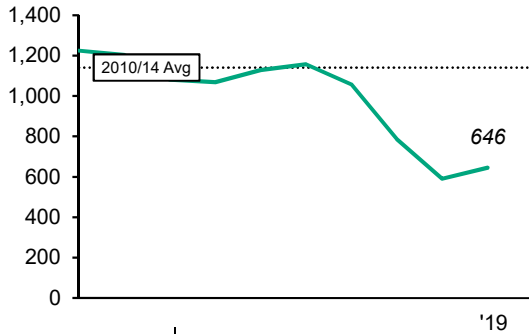
SERIOUS



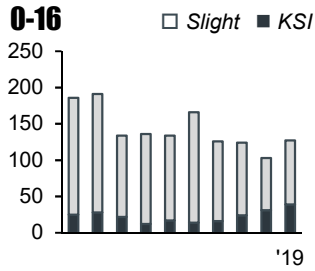
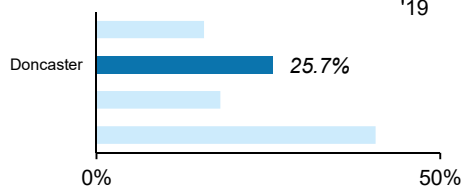
▲
9.5%
compared with previous 12 months

▼
43.4%
compared with 2010/14 average

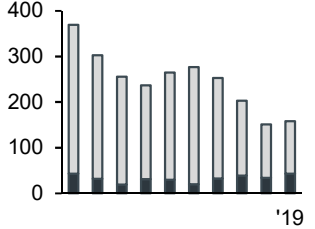
SLIGHT



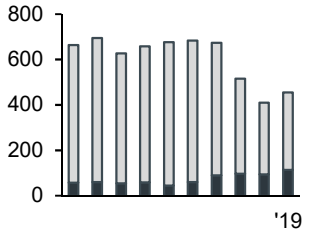
PERCENTAGE OF SOUTH YORKSHIRE KSI



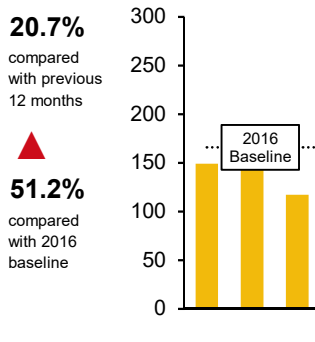
17-24



25-59



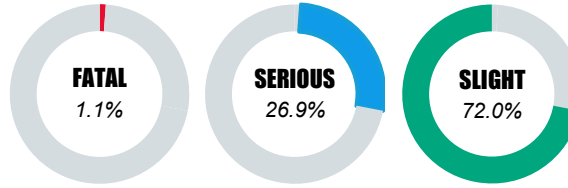
60+



▲
20.7%
compared with previous 12 months


▲
51.2%
compared with 2016 baseline

PERCENTAGE OF 2019 TOTAL

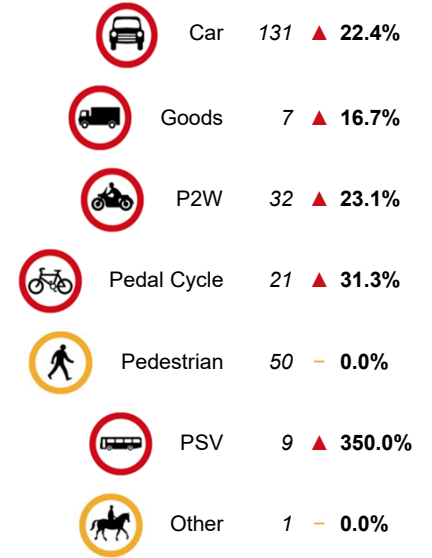


	2018	2019
0-16	103 ▲	127
KSI	31 ▲	39
17-24	151 ▲	158
KSI	34 ▲	43
25-59	410 ▲	455
KSI	94 ▲	114
60+	124 ▲	131
KSI	48 ▲	49

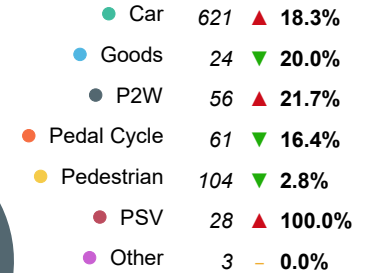
TOTAL CHANGE FROM 2010/14 AVERAGE



KSI CASUALTIES BY ROAD USER



TOTAL CASUALTIES BY ROAD USER



KSI %

