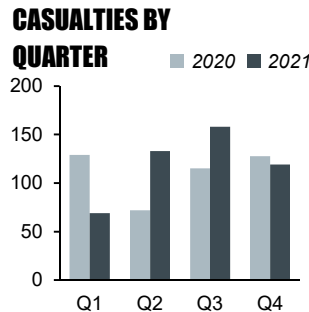
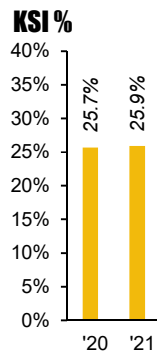
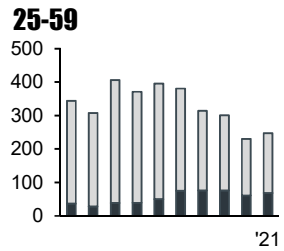
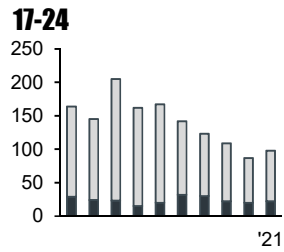
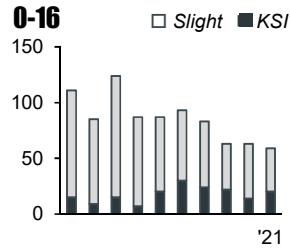
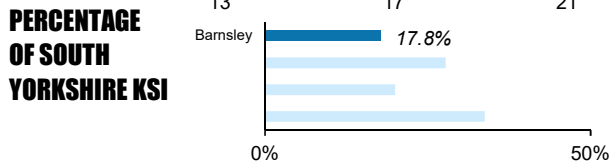
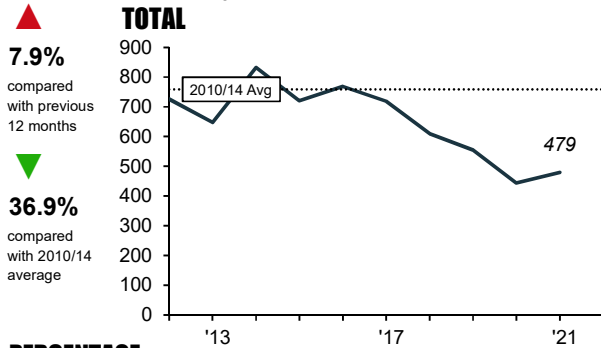
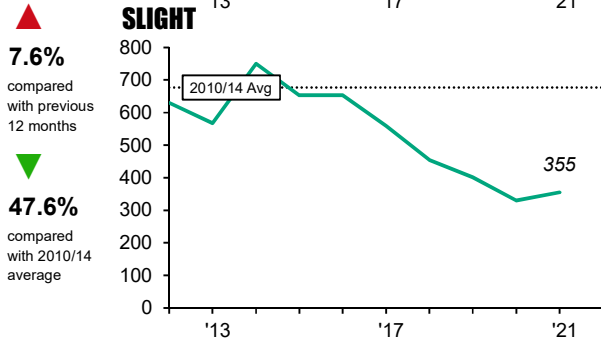
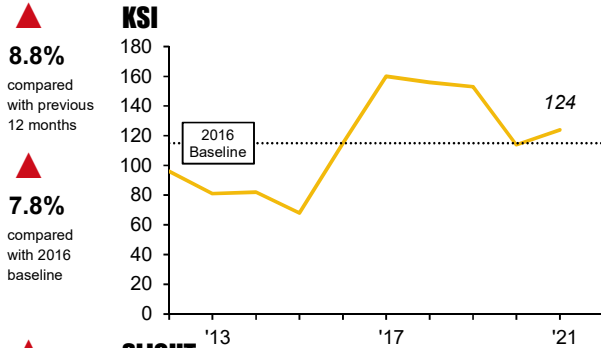


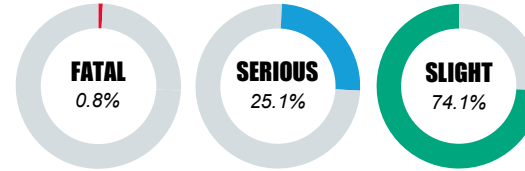


BARNSLEY : 2021

TOTAL CASUALTIES = 479 ▲ 7.9% COMPARED TO 2020

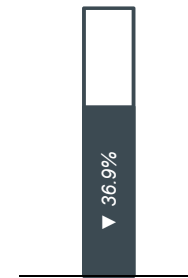


PERCENTAGE OF 2021 TOTAL

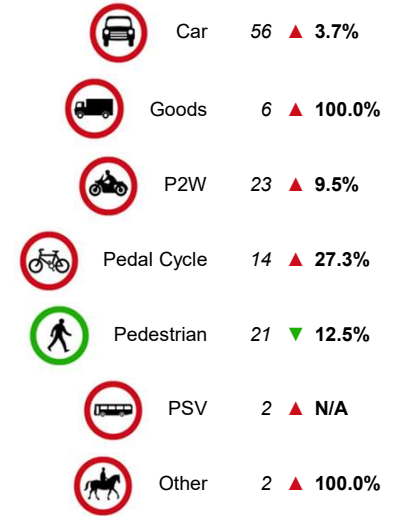


Year	2020	2021
0-16	63 ▼	59
KSI	14 ▲	20
17-24	87 ▲	98
KSI	20 ▲	22
25-59	230 ▲	247
KSI	61 ▲	68
60+	51 ▲	56
KSI	19 ▼	14

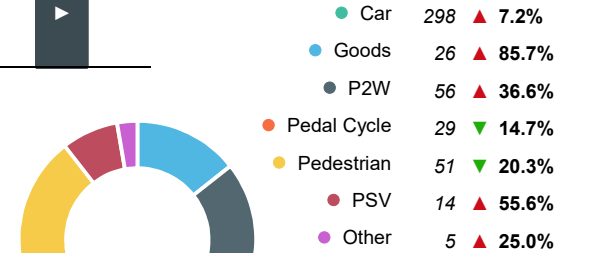
TOTAL CHANGE FROM 2010/14 AVERAGE



KSI CASUALTIES BY ROAD USER



TOTAL CASUALTIES BY ROAD USER



16-24 P2W RIDERS KSI

10 ▲ 8 Since 2016

17-24 CAR USERS KSI

7 ▼ 7 Since 2016



[RETURN TO SELECTION CRITERIA](#)

