



# DONCASTER : 2021

**TOTAL CASUALTIES = 758 ▲ 1.7% COMPARED TO 2020**

▲ **9.0%**  
compared with previous 12 months

▲ **16.3%**  
compared with 2016 baseline

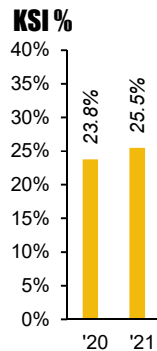
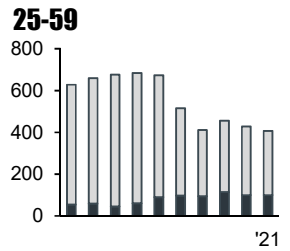
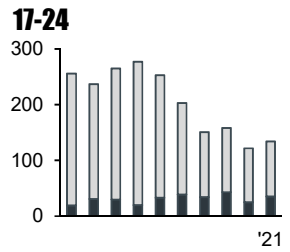
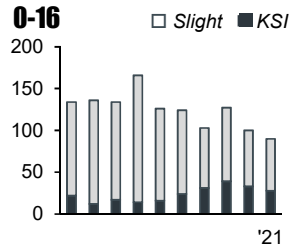
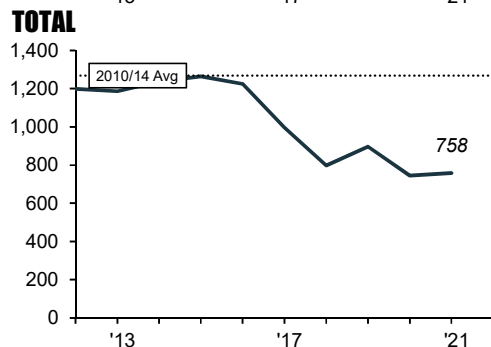
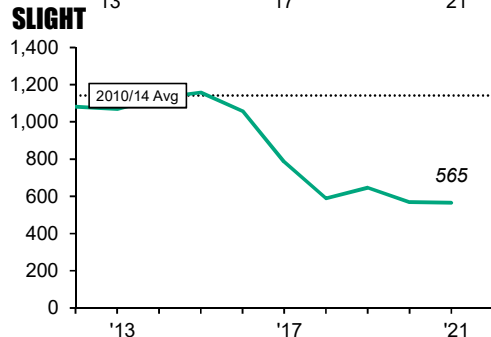
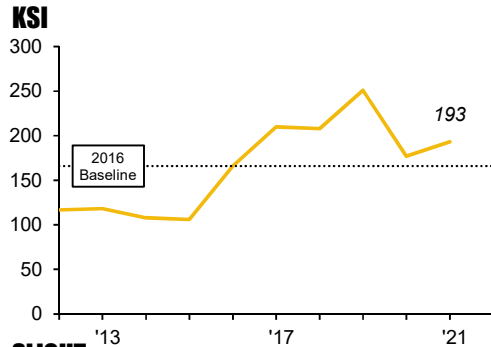
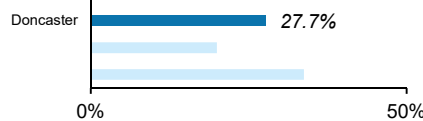
▼ **0.5%**  
compared with previous 12 months

▼ **50.5%**  
compared with 2010/14 average

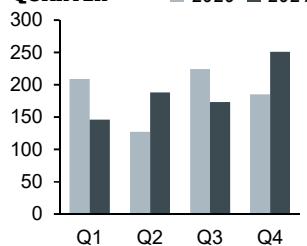
▲ **1.7%**  
compared with previous 12 months

▼ **40.2%**  
compared with 2010/14 average

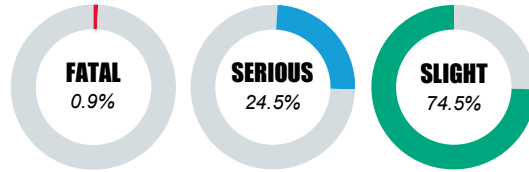
## PERCENTAGE OF SOUTH YORKSHIRE KSI



## CASUALTIES BY QUARTER




## PERCENTAGE OF 2021 TOTAL

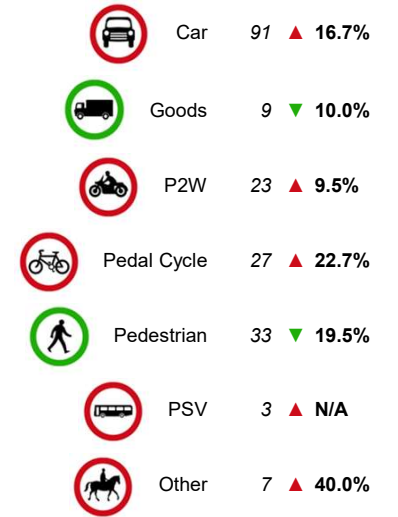


Year	2020	2021
0-16	100 ▼	90
KSI	33 ▼	28
17-24	122 ▲	134
KSI	25 ▲	35
25-59	427 ▼	407
KSI	100 -	100
60+	86 ▲	109
KSI	19 ▲	26

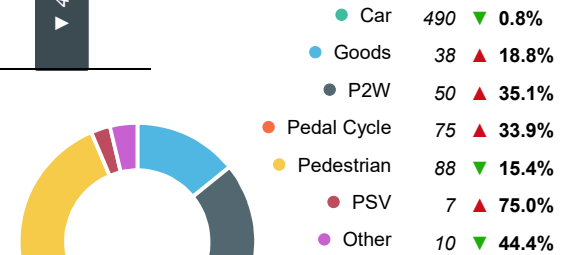
## TOTAL CHANGE FROM 2010/14 AVERAGE



## KSI CASUALTIES BY ROAD USER



## TOTAL CASUALTIES BY ROAD USER



## 16-24 P2W RIDERS KSI

5 ▲ 3 Since 2016

## 17-24 CAR USERS KSI

15 ▼ 10 Since 2016



[RETURN TO SELECTION CRITERIA](#)



