



ROTHERHAM : 2021

TOTAL CASUALTIES = 484 ▼ 0.2% COMPARED TO 2020

7.8%
▲ compared with previous 12 months

7.8%
▲ compared with 2016 baseline

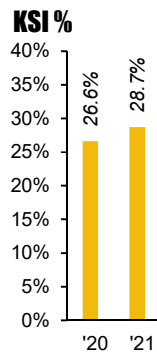
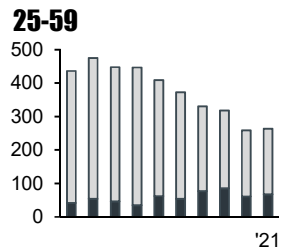
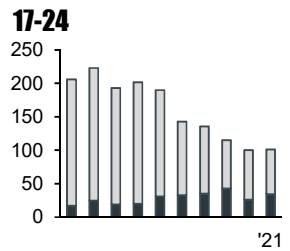
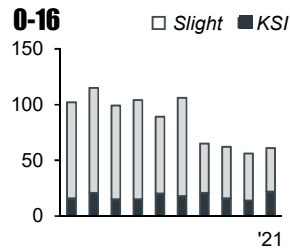
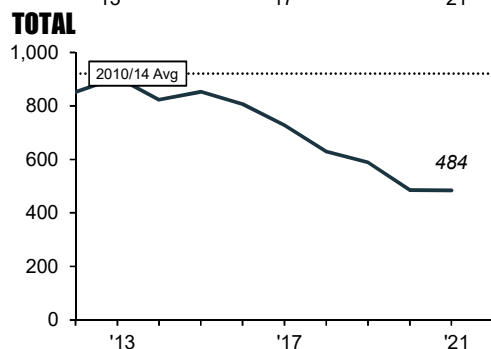
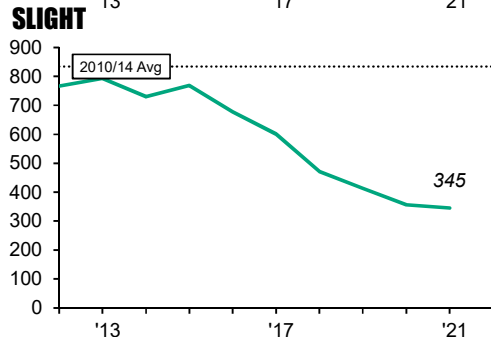
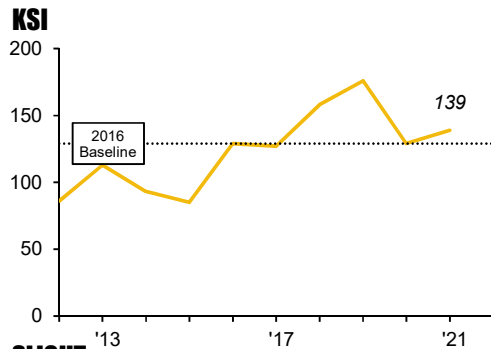
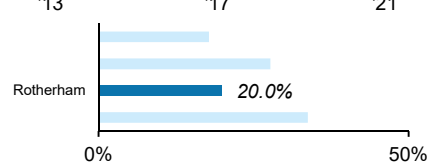
3.1%
▼ compared with previous 12 months

58.6%
▼ compared with 2010/14 average

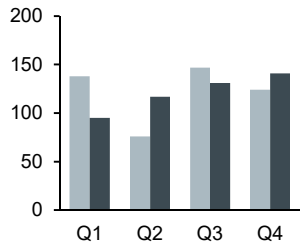
0.2%
▼ compared with previous 12 months

47.4%
▼ compared with 2010/14 average

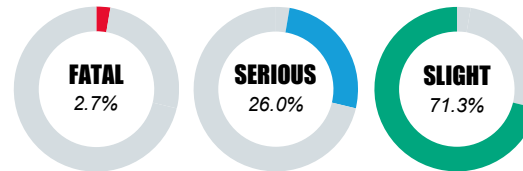
PERCENTAGE OF SOUTH YORKSHIRE KSI



CASUALTIES BY QUARTER

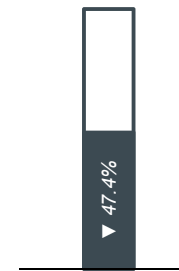


PERCENTAGE OF 2021 TOTAL

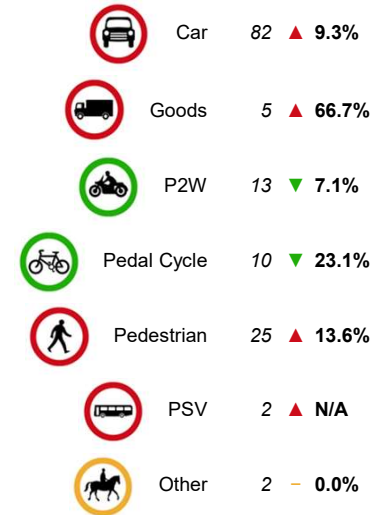


Year	2020	2021
0-16	56 ▲	61
KSI	14 ▲	22
17-24	100 ▲	101
KSI	26 ▲	34
25-59	258 ▲	264
KSI	61 ▲	67
60+	55 ▼	53
KSI	25 ▼	14

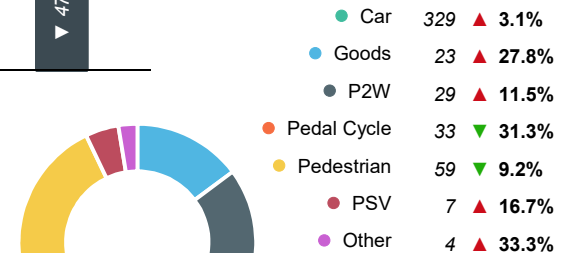
TOTAL CHANGE FROM 2010/14 AVERAGE



KSI CASUALTIES BY ROAD USER



TOTAL CASUALTIES BY ROAD USER



16-24 P2W RIDERS KSI

6 ▼ 4 Since 2016

17-24 CAR USERS KSI

25 ▲ 4 Since 2016



[RETURN TO SELECTION CRITERIA](#)

