



SOUTH YORKSHIRE : 2021

TOTAL CASUALTIES = 2,702 ▲ 2.2% COMPARED TO 2020

▲ **3.1%**
compared with previous 12 months

▲ **13.0%**
compared with 2016 baseline

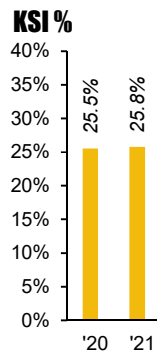
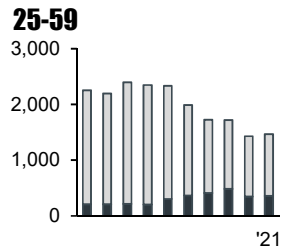
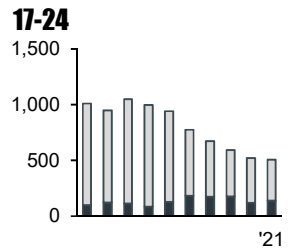
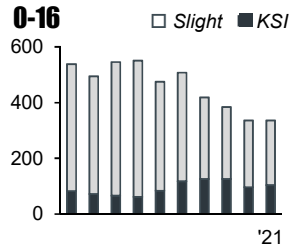
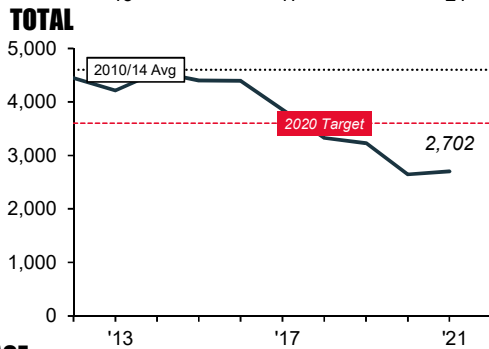
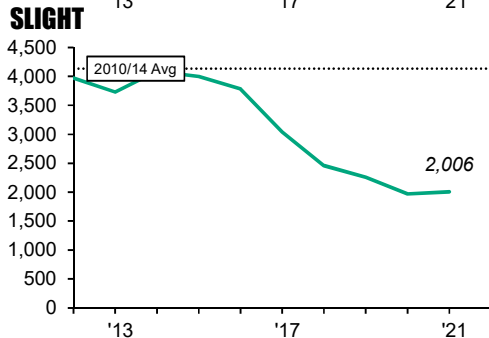
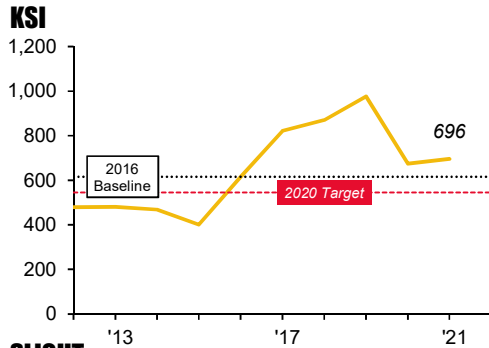
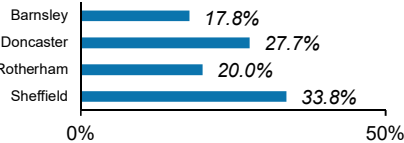
▲ **1.9%**
compared with previous 12 months

▼ **51.5%**
compared with 2010/14 average

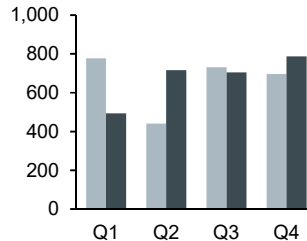
▲ **2.2%**
compared with previous 12 months

▼ **41.3%**
compared with 2010/14 average

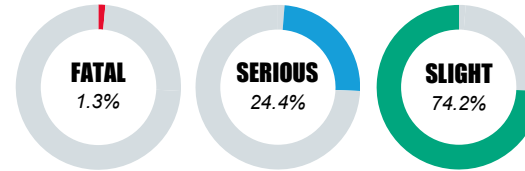
PERCENTAGE OF SOUTH YORKSHIRE KSI



CASUALTIES BY QUARTER

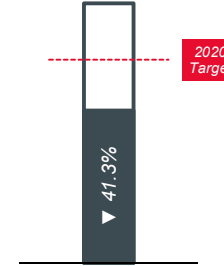


PERCENTAGE OF 2021 TOTAL

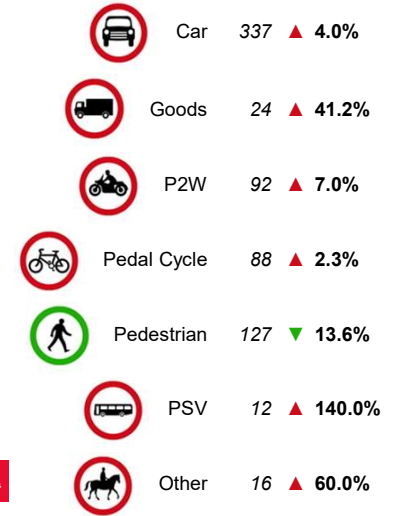


Year	2020	2021
0-16	336	336
KSI	96 ▲	104
17-24	522 ▼	505
KSI	121 ▲	138
25-59	1,429 ▲	1,464
KSI	347 ▲	357
60+	296 ▲	329
KSI	104 ▼	86

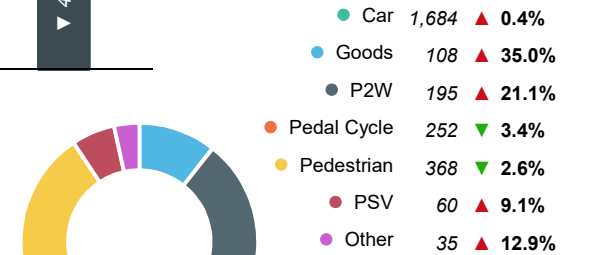
TOTAL CHANGE FROM 2010/14 AVERAGE



KSI CASUALTIES BY ROAD USER



TOTAL CASUALTIES BY ROAD USER



16-24 P2W RIDERS KSI

30 ▲ 4 Since 2016

17-24 CAR USERS KSI

63 ▼ 14 Since 2016



[RETURN TO SELECTION CRITERIA](#)

