



BARNSLEY : 2018

TOTAL CASUALTIES = 610 ▼ 15.2% COMPARED TO 2017

▼
2.5%
compared
with previous
12 months

▲
35.7%
compared
with 2016
baseline

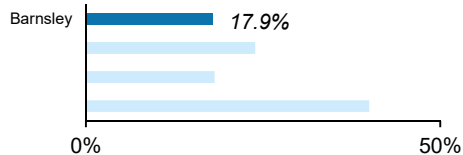
▼
18.8%
compared
with previous
12 months

▼
32.9%
compared
with 2010/14
average

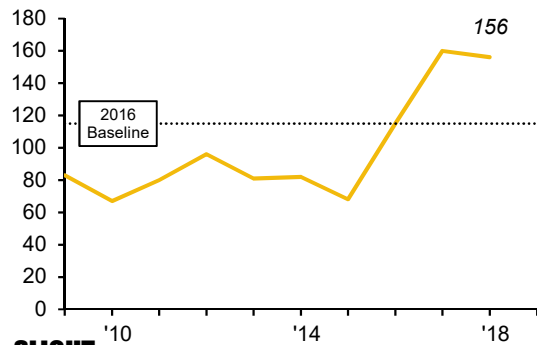
▼
15.2%
compared
with previous
12 months

▼
19.6%
compared
with 2010/14
average

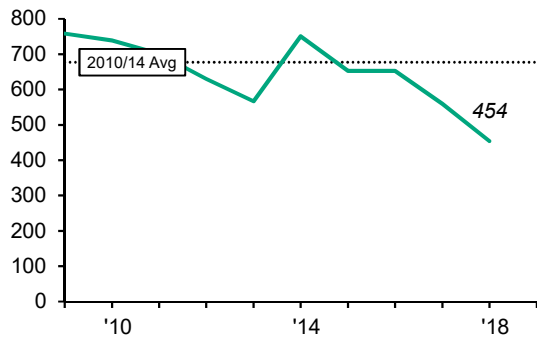
PERCENTAGE OF SOUTH YORKSHIRE KSI



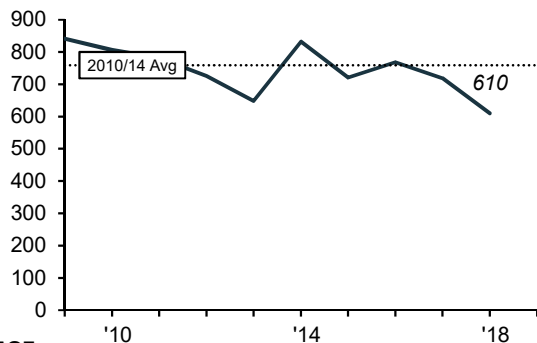
KSI



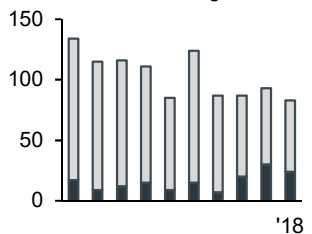
SLIGHT



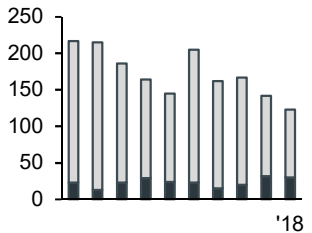
TOTAL



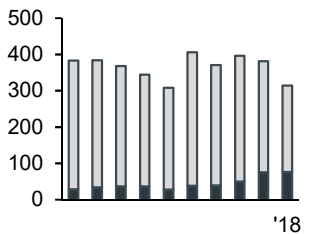
0-16



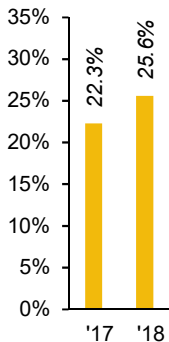
17-24



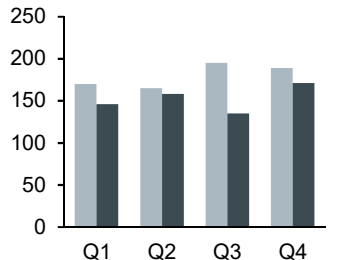
25-59



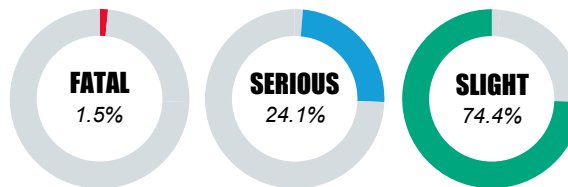
KSI %



CASUALTIES BY QUARTER




PERCENTAGE OF 2018 TOTAL

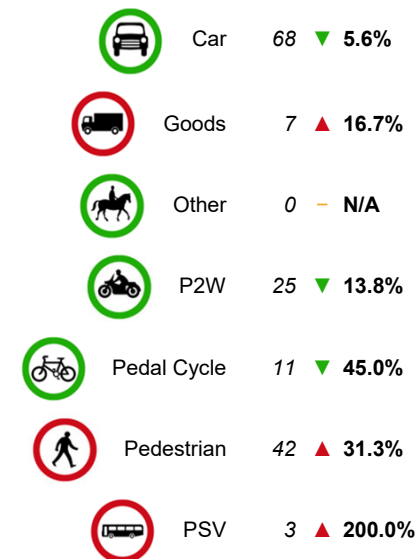


Year	2017	2018
0-16	93 ▼	83
KSI	30 ▼	24
17-24	142 ▼	123
KSI	32 ▼	30
25-59	381 ▼	314
KSI	75 ▲	76
60+	91 ▼	84
KSI	22 ▲	25

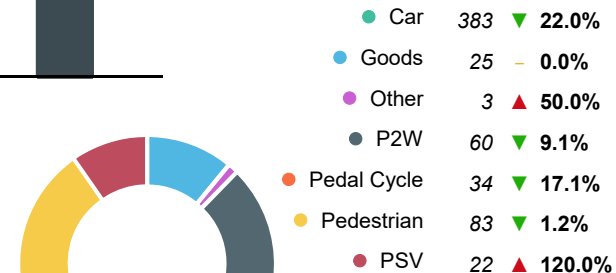
TOTAL CHANGE FROM 2010/14 AVERAGE



KSI CASUALTIES BY ROAD USER



TOTAL CASUALTIES BY ROAD USER



16-24 P2W RIDERS KSI

5 ▲ 3 Since 2016

17-24 CAR USERS KSI

18 ▲ 4 Since 2016