



BARNSLEY : 2020

TOTAL CASUALTIES = 444 ▼ 19.9% COMPARED TO 2019

▼ **25.5%**
compared
with previous
12 months

▼ **0.9%**
compared
with 2016
baseline

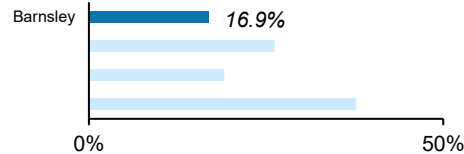
▼ **17.7%**
compared
with previous
12 months

▼ **51.3%**
compared
with 2010/14
average

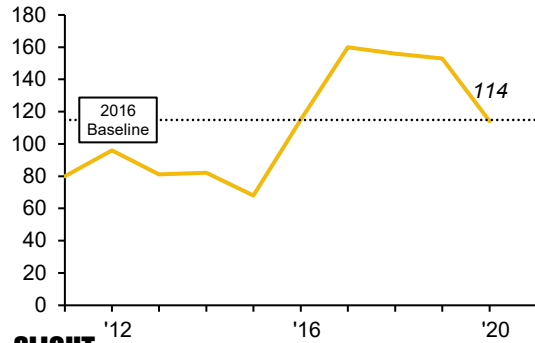
▼ **19.9%**
compared
with previous
12 months

▼ **41.5%**
compared
with 2010/14
average

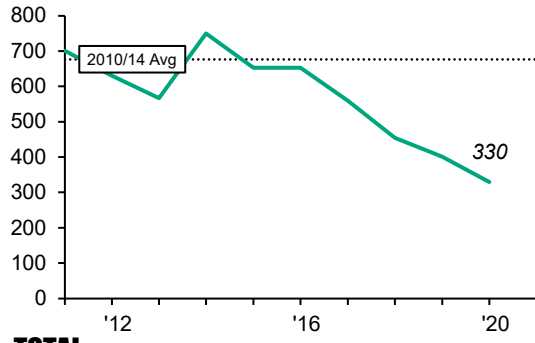
PERCENTAGE OF SOUTH YORKSHIRE KSI



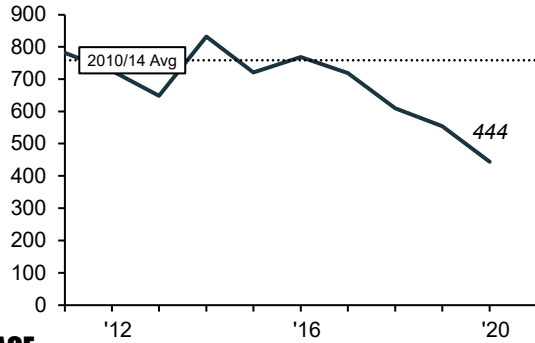
KSI



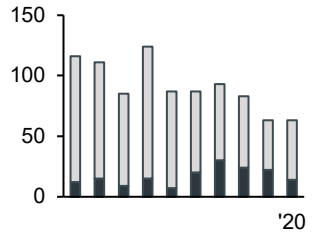
SLIGHT



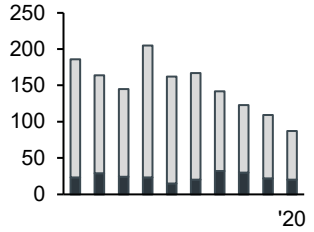
TOTAL



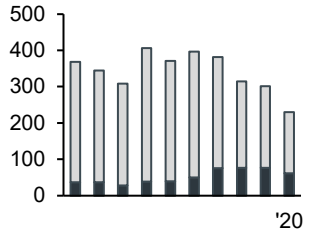
0-16



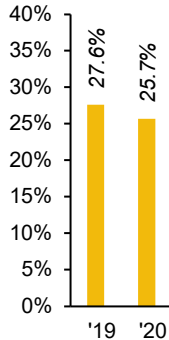
17-24



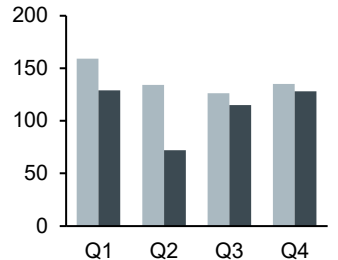
25-59



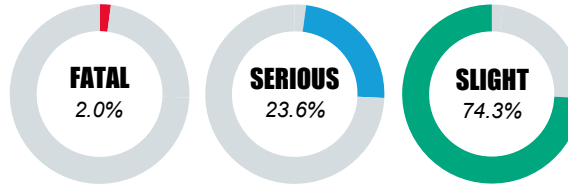
KSI %



CASUALTIES BY QUARTER




PERCENTAGE OF 2020 TOTAL

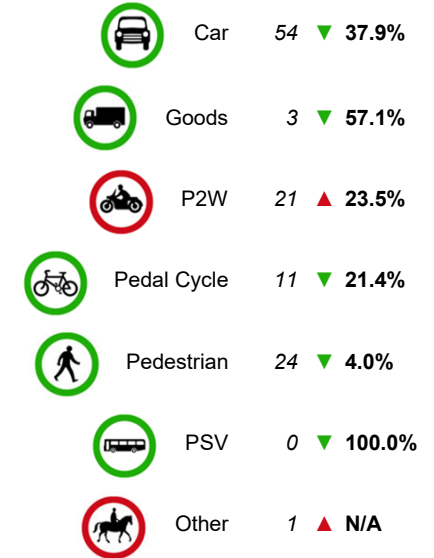


Year	2019	2020
0-16	63	63
KSI	22	14
17-24	109	87
KSI	22	20
25-59	301	230
KSI	76	61
60+	61	51
KSI	28	19

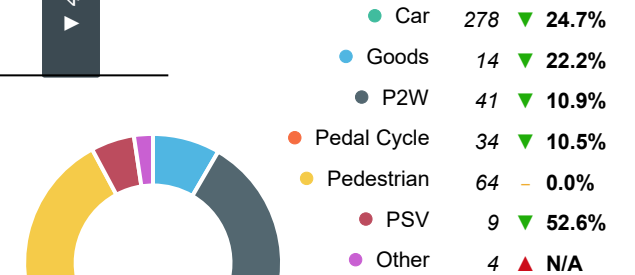
TOTAL CHANGE FROM 2010/14 AVERAGE



KSI CASUALTIES BY ROAD USER



TOTAL CASUALTIES BY ROAD USER



16-24 P2W RIDERS KSI

8 ▲ 6 Since 2016

17-24 CAR USERS KSI

11 ▼ 3 Since 2016