

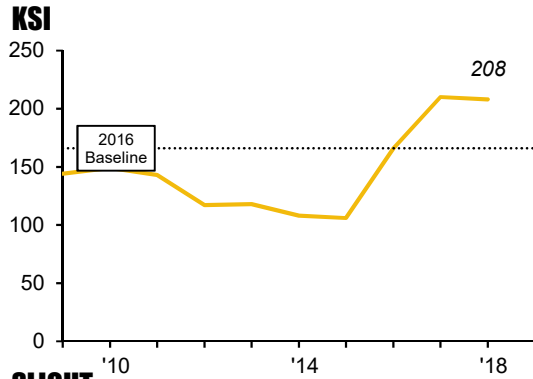


DONCASTER : 2018

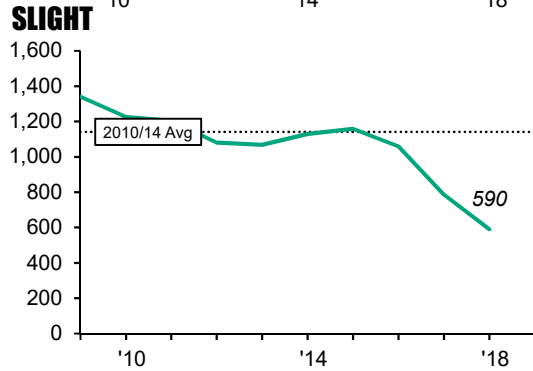
TOTAL CASUALTIES = 798 ▼ 19.9% COMPARED TO 2017

▼ **1.0%**
compared with previous 12 months

▲ **25.3%**
compared with 2016 baseline

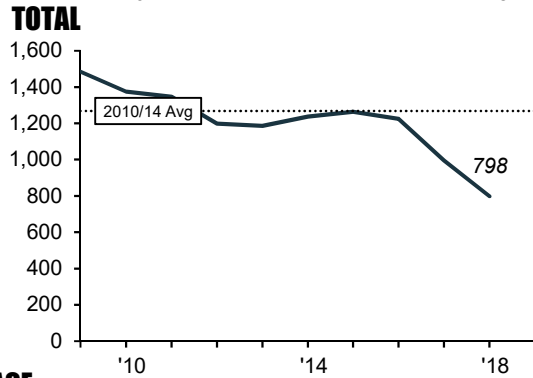


▼ **24.9%**
compared with previous 12 months



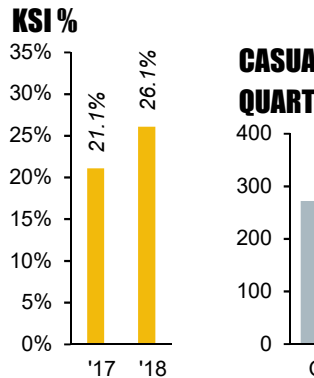
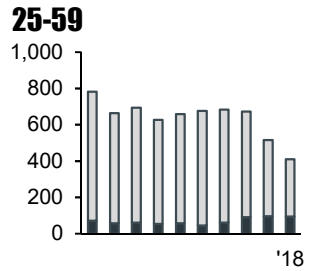
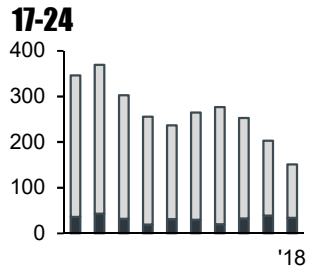
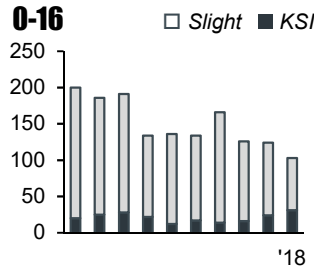
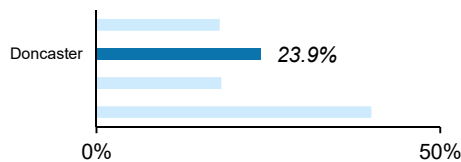
▼ **48.3%**
compared with 2010/14 average

▼ **19.9%**
compared with previous 12 months

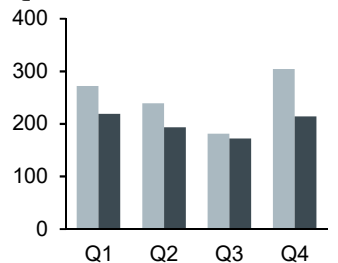


▼ **37.1%**
compared with 2010/14 average

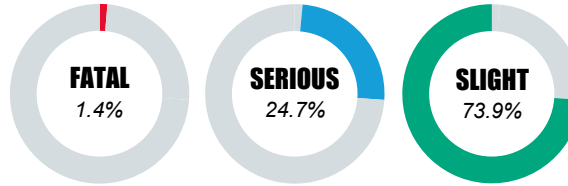
PERCENTAGE OF SOUTH YORKSHIRE KSI



CASUALTIES BY QUARTER

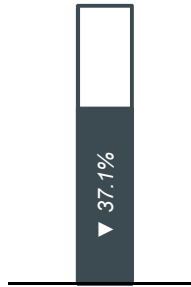


PERCENTAGE OF 2018 TOTAL

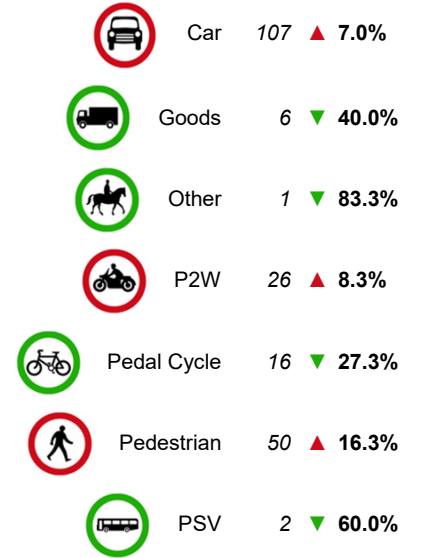


Year	2017	2018
0-16	124 ▼	103
KSI	24 ▲	31
17-24	203 ▼	151
KSI	39 ▼	34
25-59	515 ▼	410
KSI	96 ▼	94
60+	145 ▼	124
KSI	51 ▼	48

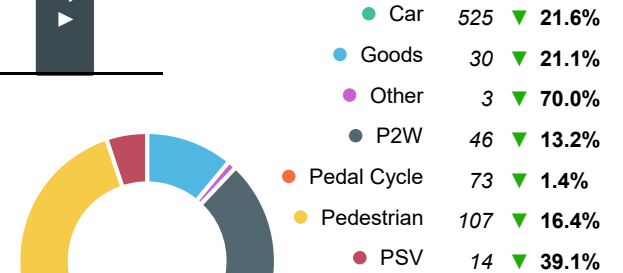
TOTAL CHANGE FROM 2010/14 AVERAGE



KSI CASUALTIES BY ROAD USER



TOTAL CASUALTIES BY ROAD USER



16-24 P2W RIDERS KSI

12 ▲ 10 Since 2016

17-24 CAR USERS KSI

14 ▼ 11 Since 2016