



ROTHERHAM : 2018

TOTAL CASUALTIES = 629 ▼ 13.6% COMPARED TO 2017

▲ **24.4%**
compared with previous 12 months

▲ **22.5%**
compared with 2016 baseline

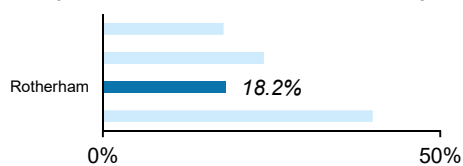
▼ **21.6%**
compared with previous 12 months

▼ **43.5%**
compared with 2010/14 average

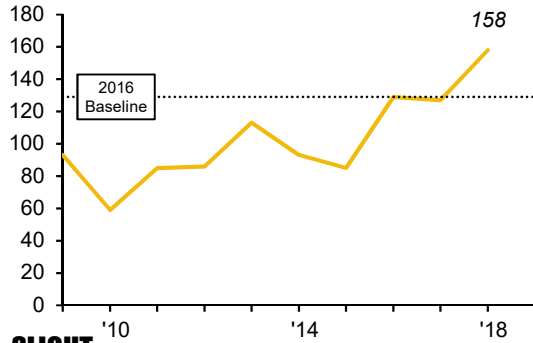
▼ **13.6%**
compared with previous 12 months

▼ **31.7%**
compared with 2010/14 average

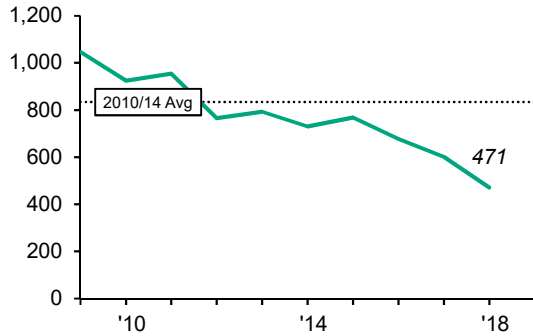
PERCENTAGE OF SOUTH YORKSHIRE KSI



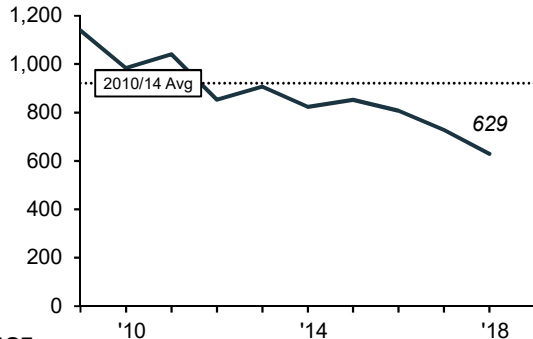
KSI



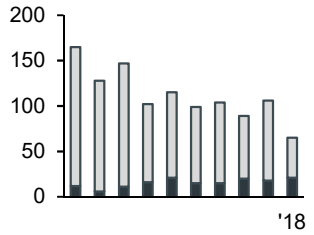
SLIGHT



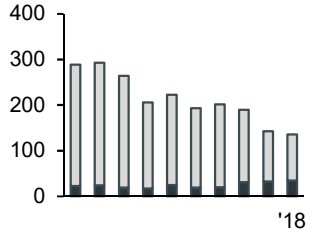
TOTAL



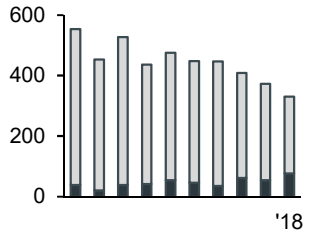
0-16



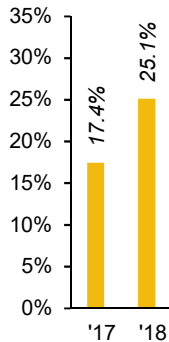
17-24



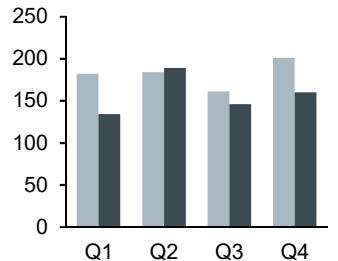
25-59



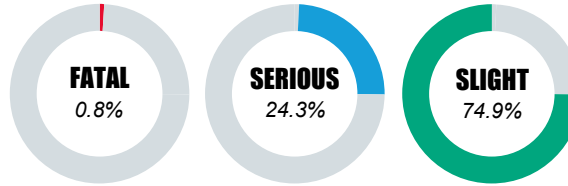
KSI %



CASUALTIES BY QUARTER




PERCENTAGE OF 2018 TOTAL

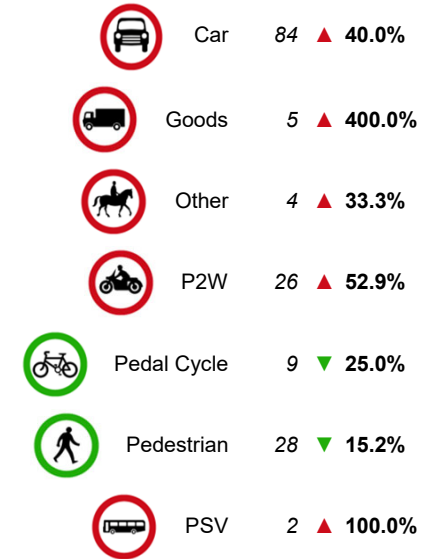


Year	2017	2018
0-16	106 ▼	65
KSI	18 ▲	21
17-24	143 ▼	136
KSI	33 ▲	35
25-59	373 ▼	331
KSI	54 ▲	77
60+	94 ▼	88
KSI	21 ▲	23

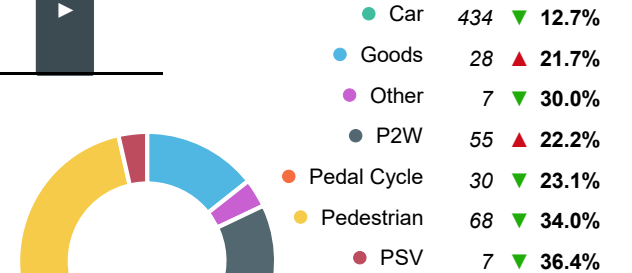
TOTAL CHANGE FROM 2010/14 AVERAGE



KSI CASUALTIES BY ROAD USER



TOTAL CASUALTIES BY ROAD USER



16-24 P2W RIDERS KSI

10 - 0 Since 2016

17-24 CAR USERS KSI

22 ▲ 1 Since 2016