



## TOTAL CASUALTIES = 970 ▼ 18.6% COMPARED TO 2019

▼  
**35.8%**  
compared  
with previous  
12 months

▲  
**23.8%**  
compared  
with 2016  
baseline

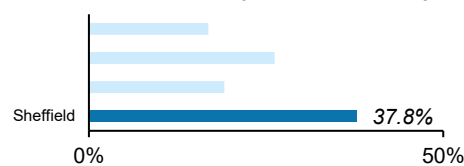
▼  
**9.9%**  
compared  
with previous  
12 months

▼  
**51.7%**  
compared  
with 2010/14  
average

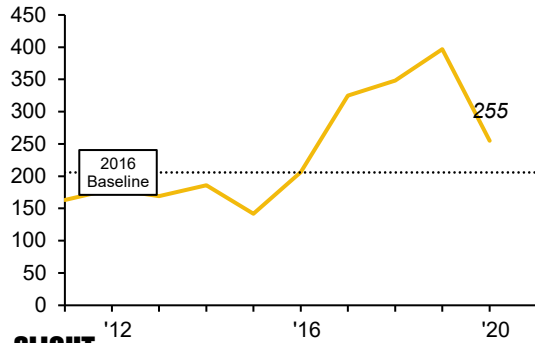
▼  
**18.6%**  
compared  
with previous  
12 months

▼  
**41.3%**  
compared  
with 2010/14  
average

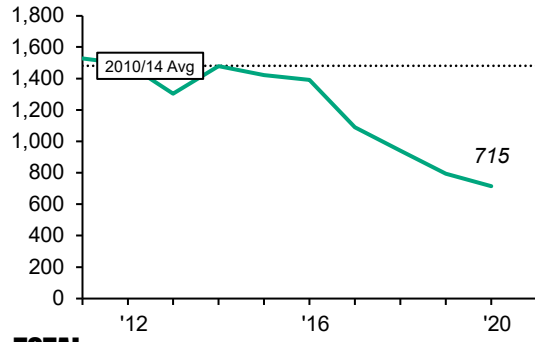
### PERCENTAGE OF SOUTH YORKSHIRE KSI



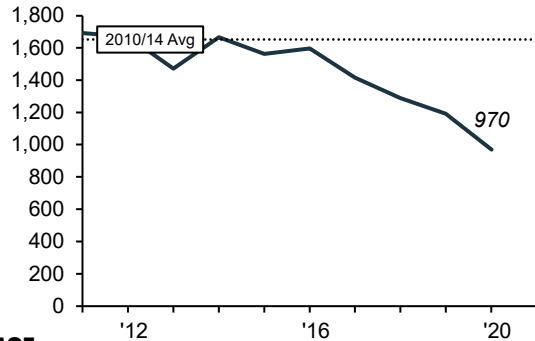
### KSI



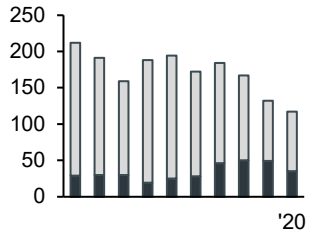
### SLIGHT



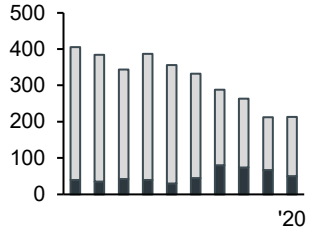
### TOTAL



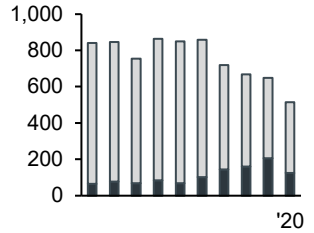
### 0-16



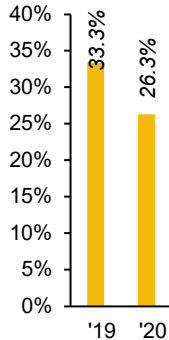
### 17-24



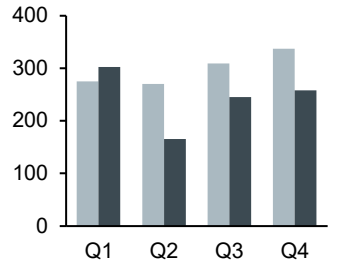
### 25-59



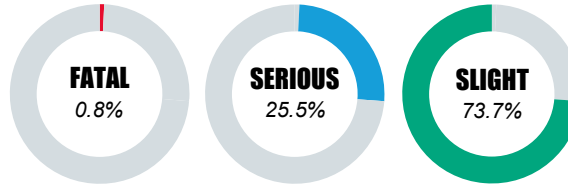
### KSI %



### CASUALTIES BY QUARTER




### PERCENTAGE OF 2020 TOTAL

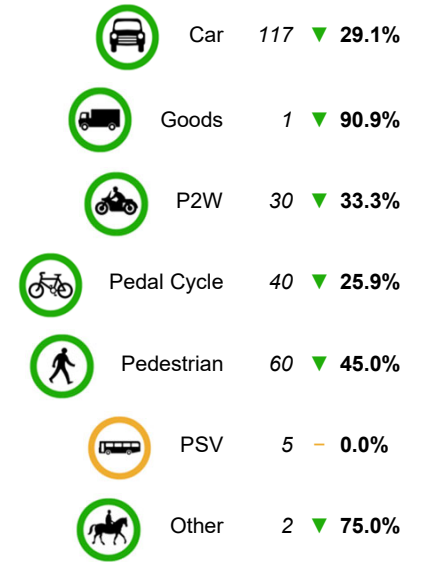


Year	2019	2020
<b>0-16</b>	132 ▼	117
KSI	49 ▼	35
<b>17-24</b>	212 ▲	213
KSI	67 ▼	50
<b>25-59</b>	647 ▼	514
KSI	205 ▼	125
<b>60+</b>	164 ▼	104
KSI	71 ▼	41

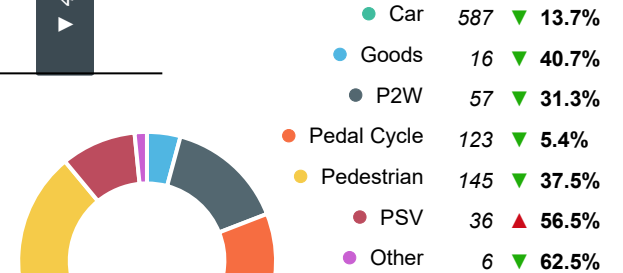
### TOTAL CHANGE FROM 2010/14 AVERAGE



### KSI CASUALTIES BY ROAD USER



### TOTAL CASUALTIES BY ROAD USER



### 16-24 P2W RIDERS KSI

10 ▼ 2 Since 2016

### 17-24 CAR USERS KSI

31 ▲ 14 Since 2016