



SOUTH YORKSHIRE : 2020

TOTAL CASUALTIES = 2,644 ▼ 18.2% COMPARED TO 2019

▼ **30.9%**
compared with previous 12 months

▲ **9.6%**
compared with 2016 baseline

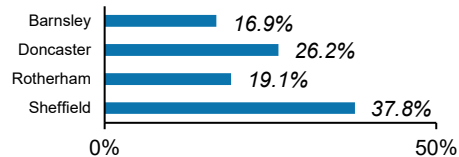
▼ **12.6%**
compared with previous 12 months

▼ **52.4%**
compared with 2010/14 average

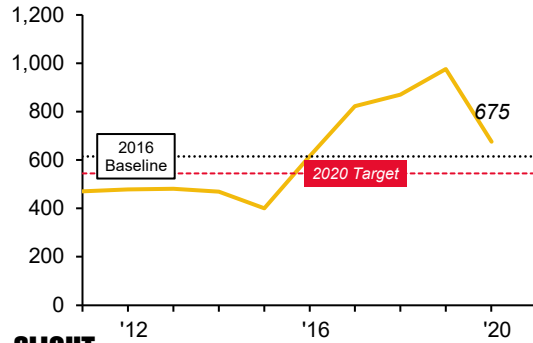
▼ **18.2%**
compared with previous 12 months

▼ **42.5%**
compared with 2010/14 average

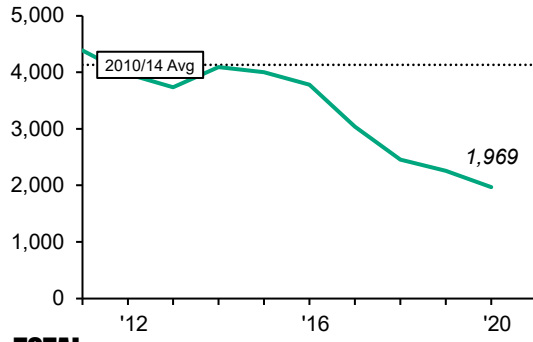
PERCENTAGE OF SOUTH YORKSHIRE KSI



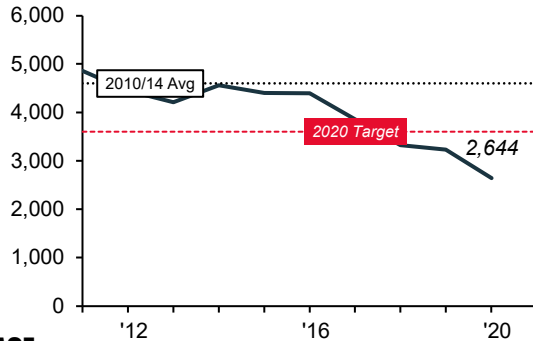
KSI



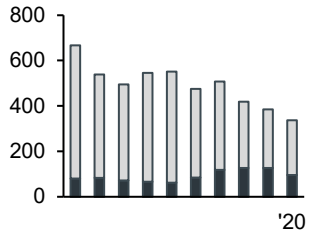
SLIGHT



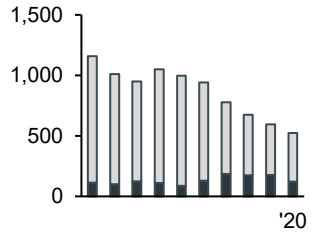
TOTAL



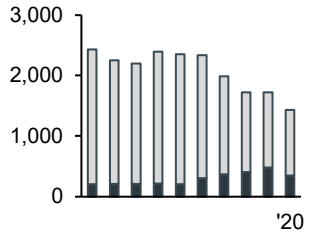
0-16



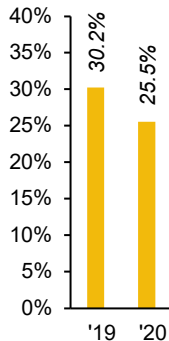
17-24



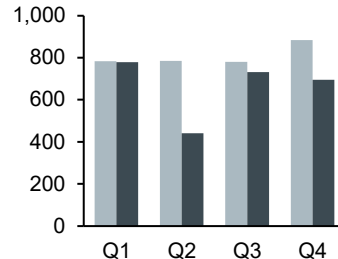
25-59



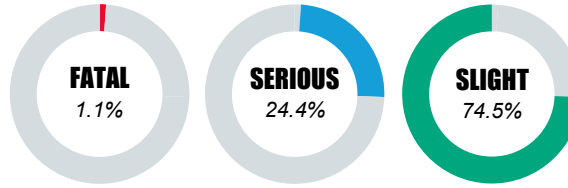
KSI %



CASUALTIES BY QUARTER

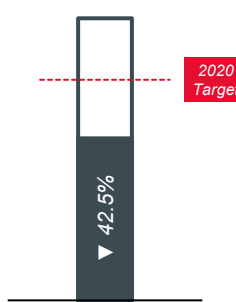


PERCENTAGE OF 2020 TOTAL

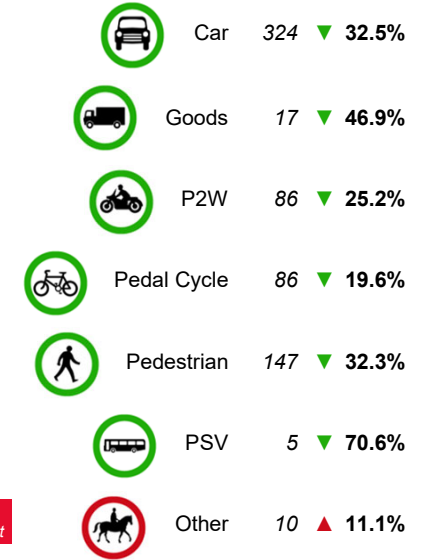


Year	2019	2020
0-16	384 ▼	336
KSI	126 ▼	96
17-24	594 ▼	522
KSI	175 ▼	121
25-59	1,721 ▼	1,429
KSI	481 ▼	347
60+	436 ▼	296
KSI	178 ▼	104

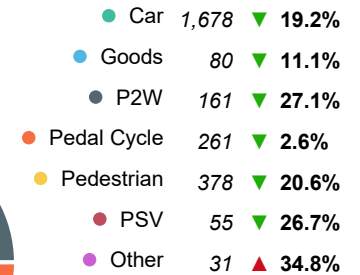
TOTAL CHANGE FROM 2010/14 AVERAGE



KSI CASUALTIES BY ROAD USER



TOTAL CASUALTIES BY ROAD USER



16-24 P2W RIDERS KSI

23 ▼ 3 Since 2016

17-24 CAR USERS KSI

71 ▼ 6 Since 2016

