



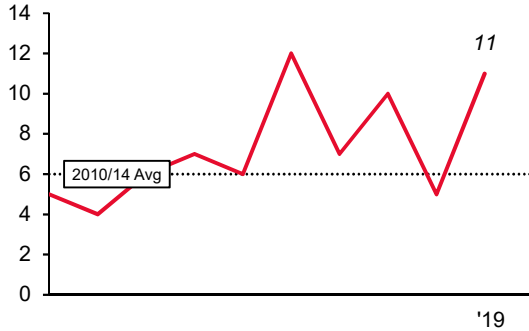
ROTHERHAM : 2019

TOTAL CASUALTIES = 589 ▼ 6.4% COMPARED TO 2018

+6
compared with previous 12 months

+5
compared with 2010/14 average

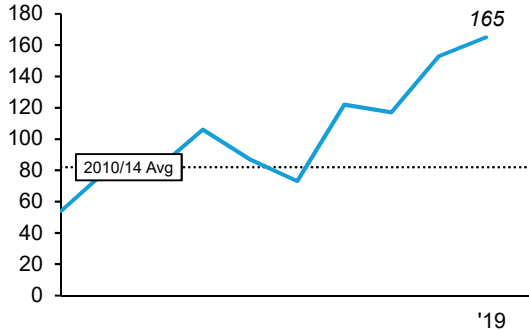
FATAL



7.8%
compared with previous 12 months

101.2%
compared with 2010/14 average

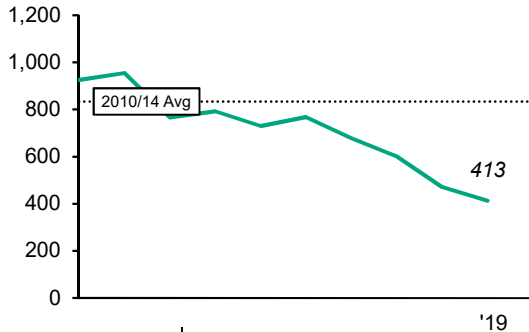
SERIOUS



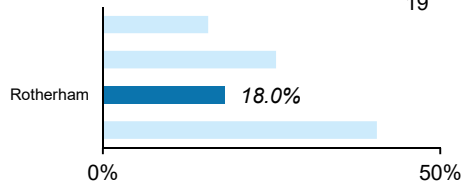
12.3%
compared with previous 12 months

50.5%
compared with 2010/14 average

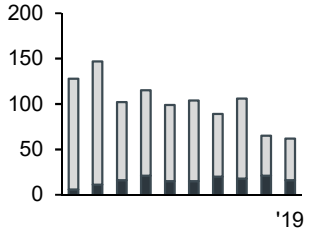
SLIGHT



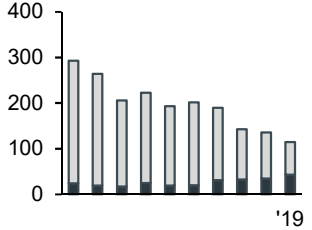
PERCENTAGE OF SOUTH YORKSHIRE KSI



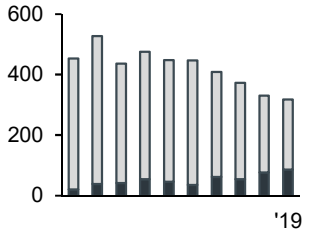
0-16



17-24



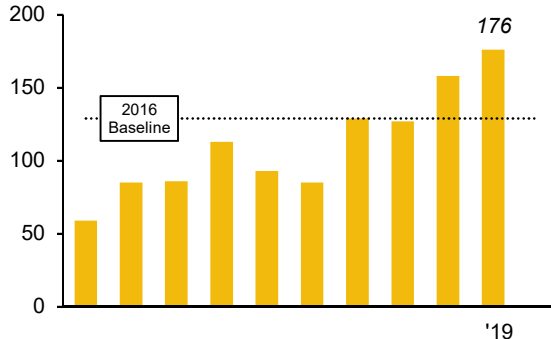
25-59



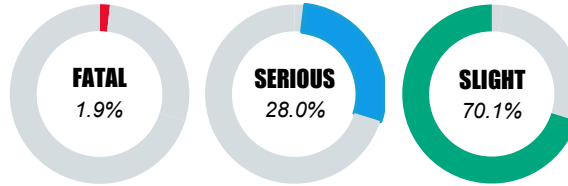
11.4%
compared with previous 12 months

36.4%
compared with 2016 baseline

KSI



PERCENTAGE OF 2019 TOTAL

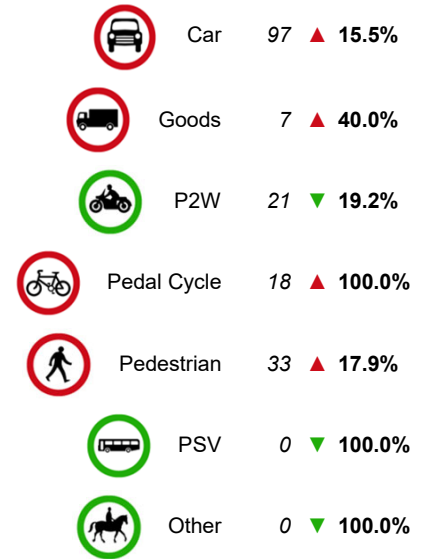


	2018	2019
0-16	65 ▼	62
KSI	21 ▼	16
17-24	136 ▼	115
KSI	35 ▲	43
25-59	331 ▼	318
KSI	77 ▲	86
60+	88 ▼	80
KSI	23 ▲	30

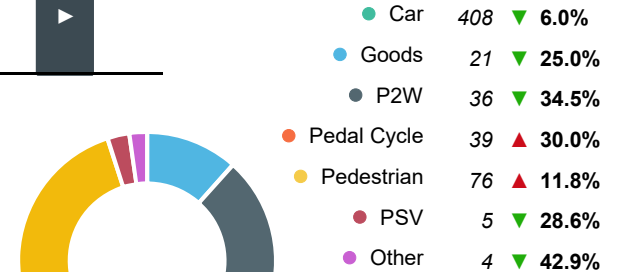
TOTAL CHANGE FROM 2010/14 AVERAGE



KSI CASUALTIES BY ROAD USER



TOTAL CASUALTIES BY ROAD USER



KSI %

