

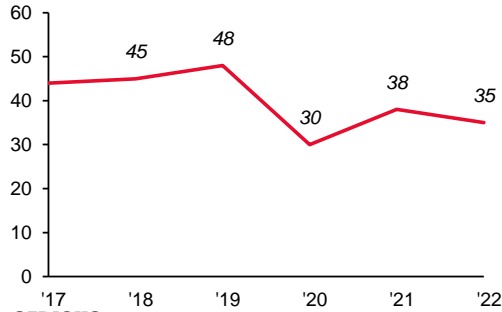


SOUTH YORKSHIRE : 2022

TOTAL CASUALTIES = 2,725 ▲ 1.5% COMPARED TO 2021

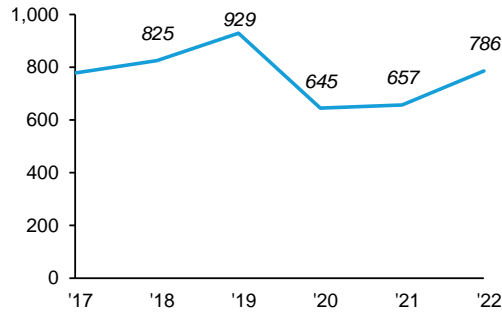
▼ -3
compared with previous 12 months

FATAL



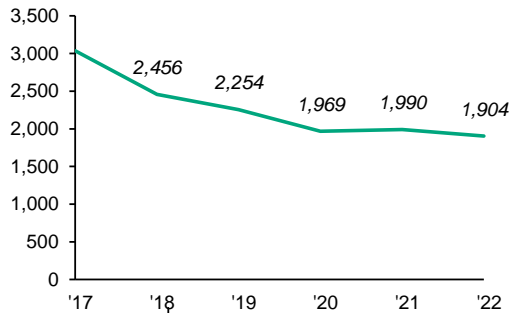
▲ 19.6%
compared with previous 12 months

SERIOUS

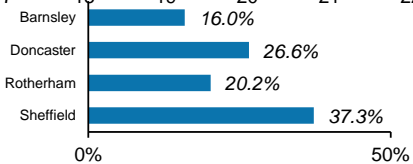


▼ 4.3%
compared with previous 12 months

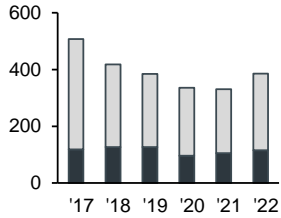
SLIGHT



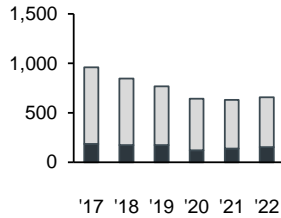
PERCENTAGE OF SOUTH YORKSHIRE KSI



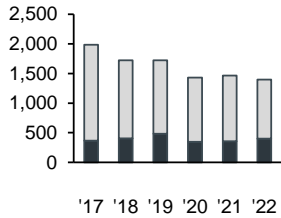
0-16



17-24

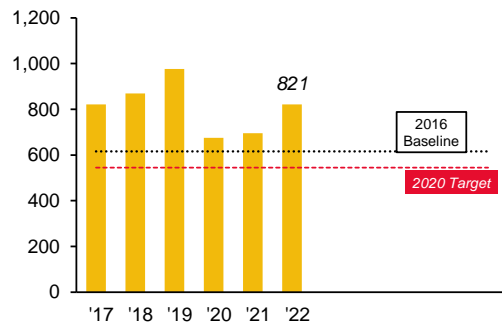


25-59



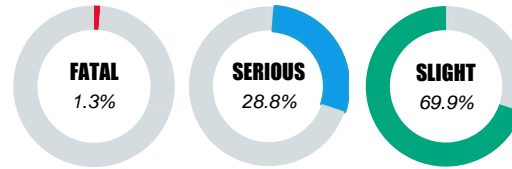
▲ 18.1%
compared with previous 12 months

KSI



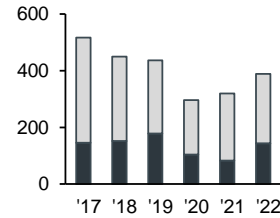
▲ 33.3%
compared with 2016 baseline

PERCENTAGE OF 2022 TOTAL

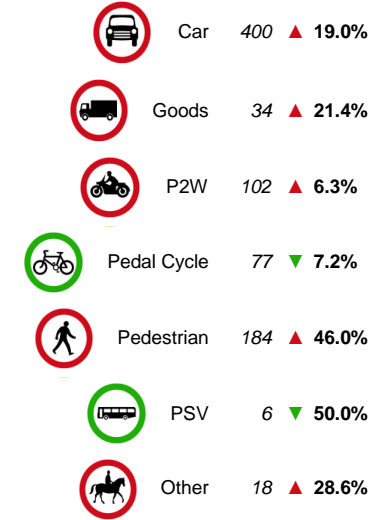


	2021	2022
0-16	331 ▲	385
KSI	105 ▲	115
17-24	494 ▲	506
KSI	138 ▲	152
25-59	1,463 ▼	1,399
KSI	354 ▲	400
60+	320 ▲	389
KSI	83 ▲	144

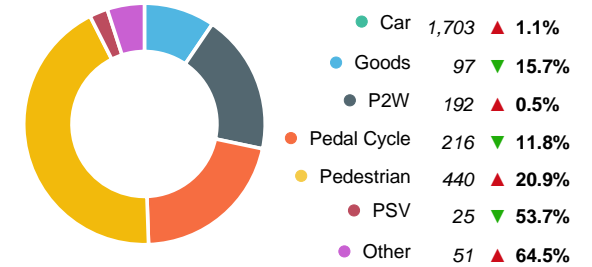
60+



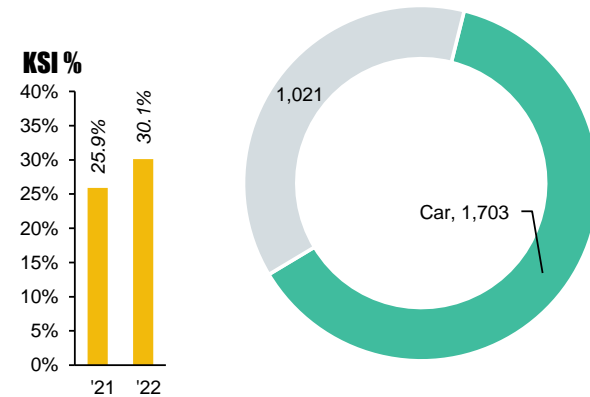
KSI CASUALTIES BY ROAD USER



TOTAL CASUALTIES BY ROAD USER



CASUALTIES - CAR OR NON CAR



[RETURN TO SELECTION CRITERIA](#)